学術講演会前刷集正誤表

(Errata of Proceedings/Summarized Papers)

講　　演 (Presentation) No.145	受　　付 (Registration) No.20145602	学術講演会前刷集（セッション番号） (Proceedings) No.120-14
講演者名 所属名	沢井誠二 ヤマハ発動機（株）	

誤 (Incorrect)	Fig.5 中　distance[km]
正 (Correct)	Fig.5 中　distance[m]

誤 (Incorrect)	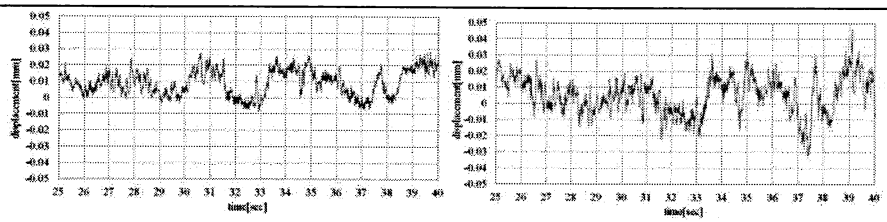 (a)with Damping Force　(b)without Damping Force Fig.11 Displacement of the Damper in Slalom
正 (Correct)	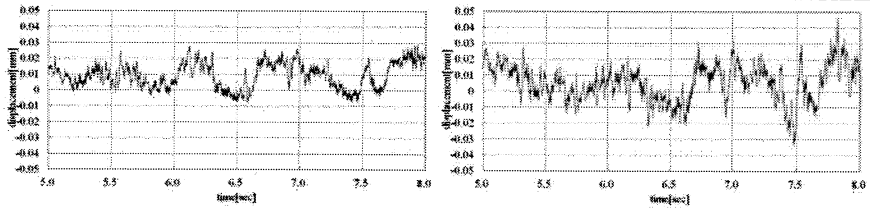 (a)with Damping Force　(b)without Damping Force Fig.11 Displacement of the Damper in Slalom

裏面に続く

誤
(Incorrect)

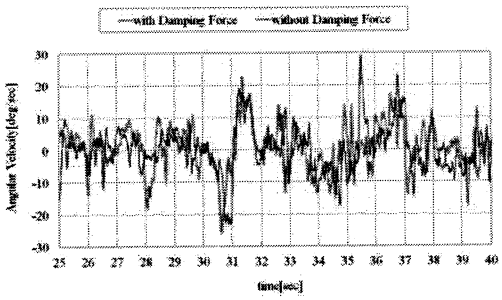

Fig.12 the Roll Angular Velocity in Slalom

正
(Correct)

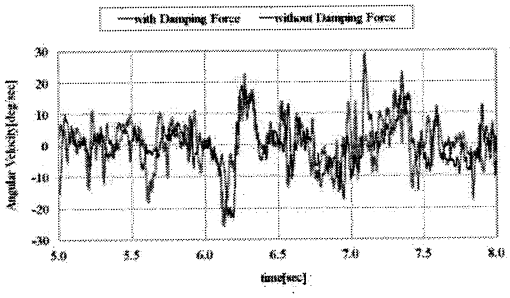

Fig.12 the Roll Angular Velocity in Slalom

誤
(Incorrect)

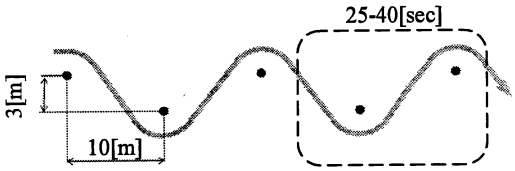

Fig.13 Running Pattern in Slalom

正
(Correct)

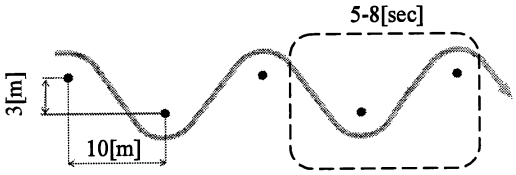

Fig.13 Running Pattern in Slalom

学術講演会前刷集正誤表

(Errata of Proceedings/Summarized Papers)

講　　演 (Presentation) No.146	受　　付 (Registration) No.20145712	学術講演会前刷集（セッション番号） (Proceedings) No.121-14
講演者名 所属名	田岸 龍太郎 （株）本田技術研究所四輪 R&D ｾﾝﾀｰ	
誤 (Incorrect)	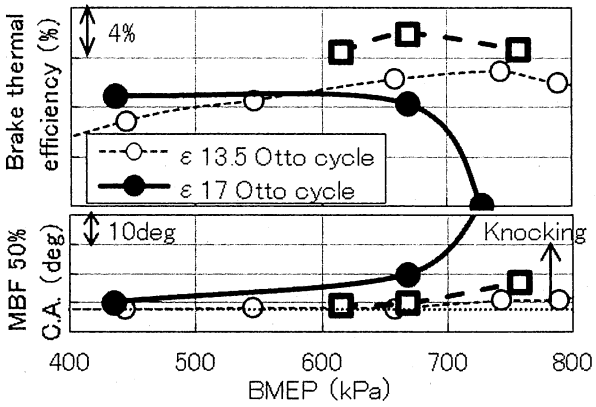 Fig.5 Influence of effective compression ratio, 2000rpm, EGR rate 20%	
正 (Correct)	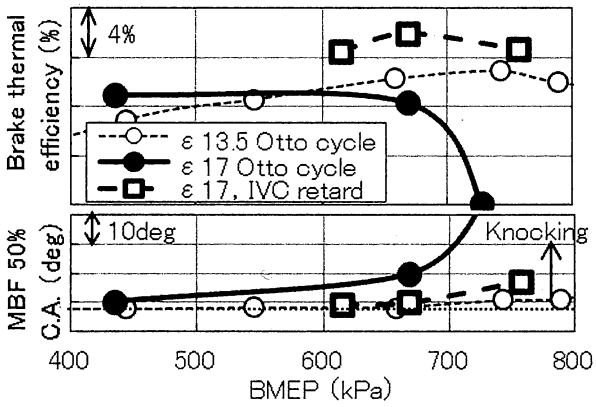 Fig.5 Influence of effective compression ratio, 2000rpm, EGR rate 20%	
誤 (Incorrect)	Fig.6 Influence of effective compression ratio, 2000rpm, EGR rate 20%	
正 (Correct)	Fig.6 Comparison of theoretical thermal efficiency	

学術講演会前刷集正誤表

(Errata of Proceedings/Summarized Papers)

講　　演 (Presentation) No.113	受　　付 (Registration) No.20145727	学術講演会前刷集（セッション番号） (Proceedings) No.115-14
講演者名 所属名	乾浩敏 本田技術研究所	
誤 (Incorrect)	裏面に記載あり	
正 (Correct)	裏面に記載あり	

誤 (Incorrect)	・p3 Fig. 5 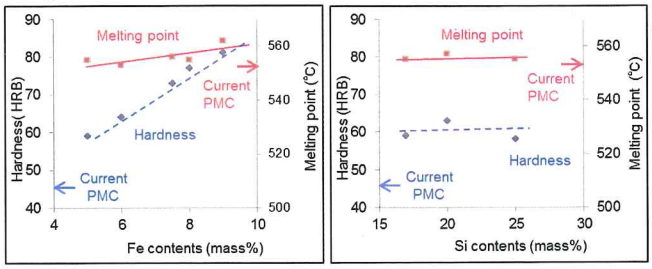 A : Effect of Fe contents　　B : Effect of Si contents ・p4 4 行目 Fig. 6 に<u>従来材</u>の金属組織を示す. ・p4 Fig. 6 表題 Microstructure of <u>current</u> PMC alloy
正 (Correct)	・p3 Fig. 5 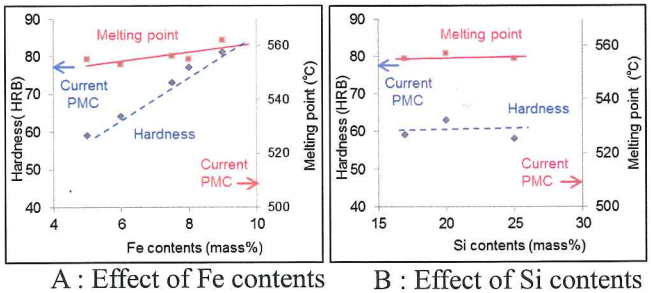 A : Effect of Fe contents　　B : Effect of Si contents ・p4 4 行目 Fig. 6 に <u>Sample 1</u> の金属組織を示す. ・p4 Fig. 6 表題 Microstructure of PMC alloy (<u>Sample 1</u>)

学術講演会前刷集正誤表

(Errata of Proceedings/Summarized Papers)

講演 (Presentation) No.201	受付 (Registration) No.20145733	学術講演会前刷集（セッション番号） (Proceedings) No.132-14
講演者名 所属名	西山大貴 早稲田大学	

誤
(Incorrect)

Table 1 Catalyst Specifications and Layout (Steady Tests)

	Cu-SCR		Fe-SCR		Combined-SCR	
	Front	Rear	Front	Rear	Front	Rear
Volume L	2.171	4.342	2.171	4.342	2.171	4.342
Diameter ×Length inch	Φ7.5 ×3	Φ7.5 ×6	Φ7.5 ×3	Φ7.5 ×6	Φ7.5 ×3	Φ7.5 ×6
Cell Density cpsi/mil	400/6	400/6	400/6	400/6	400/6	400/6
Supported Metal	Cu	Cu	Fe	Fe	Fe	Cu
Layout	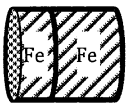		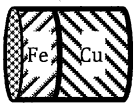			

正
(Correct)

Table 1 Catalyst Specifications and Layout (Steady Tests)

	Cu-SCR		Fe-SCR		Combined-SCR	
	Front	Rear	Front	Rear	Front	Rear
Volume L	2.171	4.342	2.171	4.342	2.171	4.342
Diameter ×Length inch	Φ7.5 ×3	Φ7.5 ×6	Φ7.5 ×3	Φ7.5 ×6	Φ7.5 ×3	Φ7.5 ×6
Cell Density cpsi/mil	400/6	400/6	400/6	400/6	400/6	400/6
Supported Metal	Cu	Cu	Fe	Fe	Fe	Cu
Layout			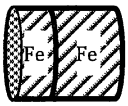		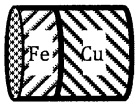	

学術講演会前刷集正誤表

(Errata of Proceedings/Summarized Papers)

講　　演 (Presentation) No.118	受　　付 (Registration) No. 20145746	学術講演会前刷集（セッション番号） (Proceedings) No. 118-14
講演者名 所属名	榎本　恵 電気通信大学	

誤
(Incorrect)

Tab. 1 Mean response time of each target position

vertical	horizontal		
	left (-10°)	center (0°)	right (+10°)
+6°	3.27s [2.57]	2.51s [2.05]	3.25s [3.21]
+3°	3.22s [2.75]	2.03s [1.60]	3.00s [2.82]
0°	2.96s [2.68]	2.03s [2.47]	2.95s [2.99]
-3°	3.16s [3.04]	2.29s [2.03]	3.16s [2.55]
-6°	3.49s [2.56]	2.78s [2.16]	3.27s [2.89]

mean [standard deviation]

正
(Correct)

Tab. 1 Mean response time of each target position

vertical	horizontal		
	left (-10°)	center (0°)	right (+10°)
+6°	3.27s [1.60]	2.51s [1.43]	3.25s [1.79]
+3°	3.22s [1.66]	2.03s [1.26]	3.00s [1.68]
0°	2.96s [1.64]	2.03s [1.57]	2.95s [1.73]
-3°	3.16s [1.74]	2.29s [1.42]	3.16s [1.60]
-6°	3.49s [1.60]	2.78s [1.47]	3.27s [1.70]

mean [standard deviation]

学術講演会前刷集正誤表

(Errata of Proceedings/Summarized Papers)

講演 (Presentation) No.280	受付 (Registration) No.20145749	学術講演会前刷集 (Proceedings) No.146-14
講演者名 所属名	森田和元 交通安全環境研究所	
誤 (Error)	図１及び図２の凡例：Disregarding traffic signal Legends in Figure 1 and Figure 2: Disregarding traffic signal	
正 (Correct)	図１及び図２の凡例：Stop sign violation Legends in Figure 1 and Figure 2: Stop sign violation	

学術講演会前刷集正誤表

(Errata of Proceedings/Summarized Papers)

講　　演 (Presentation) No.196	受　　付 (Registration) No.20145777	学術講演会前刷集（セッション番号） (Proceedings) No.131-14
講演者名 所属名	坪井翔馬 慶應義塾大学大学院	
誤 (Incorrect)	$T_{2,k}=(\frac{V_{1,k}}{V_{2,k}})^{n_{poly}-1}$ (6), $P_{2,k}=(\frac{V_{1,k}}{V_{2,k}})^{n_{poly}}$ (7) $T_{3,k}=(\frac{V_{1,k}}{V_{3,k}})^{n_{poly}-1}$ (9), $P_{3,k}=(\frac{V_{1,k}}{V_{3,k}})^{n_{poly}}$ (10) $T_{5,k}=(\frac{V_{4,k}}{V_{5,k}})^{n_{poly}-1}$ (16), $P_{5,k}=(\frac{V_{4,k}}{V_{5,k}})^{n_{poly}}$ (17)	
正 (Correct)	$T_{2,k}=(\frac{V_{1,k}}{V_{2,k}})^{n_{poly}-1}T_{1,k}$ (6), $P_{2,k}=(\frac{V_{1,k}}{V_{2,k}})^{n_{poly}}P_{1,k}$ (7) $T_{3,k}=(\frac{V_{1,k}}{V_{3,k}})^{n_{poly}-1}T_{1,k}$ (9), $P_{3,k}=(\frac{V_{1,k}}{V_{3,k}})^{n_{poly}}P_{1,k}$ (10) $T_{5,k}=(\frac{V_{4,k}}{V_{5,k}})^{n_{poly}-1}T_{4,k}$ (16), $P_{5,k}=(\frac{V_{4,k}}{V_{5,k}})^{n_{poly}}P_{4,k}$ (17)	

学術講演会前刷集正誤表

(Errata of Proceedings/Summarized Papers)

講　　演 (Presentation) No.105	受　　付 (Registration) No.20145801	学術講演会前刷集（セッション番号） (Proceedings) No.105-14
講演者名 所属名	森　一俊 帝京大学	
誤 (Incorrect)	Proceedings (1) 講演者住所(p1)：宇都宮市豊里台 1-1 (2) 本文 p3 の上から 5 行目：~Tail Pipe 排出量は極小値を示し~ (3) 本文 p3 の図：Fig.6 Effect of Bio-Diesel Fuel on Particle Number at Engine Out (4) 本文 p3 の図 6,7 の縦軸記号：Particle Number dN/dlogDp (#/cm3) (5) 本文 p4 の下から 1 行目：~HC では極小値を取る. (6) 本文 p3 の図 4：Fig.4 Effect~(誤記では無いが，表記判り難い) Summarized (1) Address of Author：2) TOKYO DYLEC, Co., Ltd, Naitocho-building 9F, 1 Naitocho, Shinjuku, Tokyo, 160-0014, Japan (2) KEY WORDS：syntehtic oil (3) Upper 2nd line from under line in sentences：~ Fig.3 nd Fig.4.	
正 (Correct)	Proceedings (1) 講演者住所(p1)：宇都宮市豊郷台 1-1 (2) 本文 p3 の上から 5 行目：~Tail Pipe 排出量は最小値を示し~ (3) 本文 p3 中の図：Fig.5 Effect of Bio-Diesel Fuel on Particle Number at Engine Out and Tail Pipe (4) 本文 p3 の図 6,7 の縦軸記号：Total Particle Concentration (#/cm^3) (5) 本文 p4 の下から 1 行目：~HC では最小値を取る. (6) 本文 p3 の図 4：Fig.4 Effect~(判り易く log 表記：欄外に記載) Summarized (1) Address of Author：2) TOKYO DYLEC, CORP., Naitomachi-building 9F, 1 Naitomachi, Shinjuku, Tokyo, 160-0014, Japan (2) KEY WORDS：synthetic oil (3) Upper 2nd line from under line in sentences：~ Fig.3 and Fig.4.	

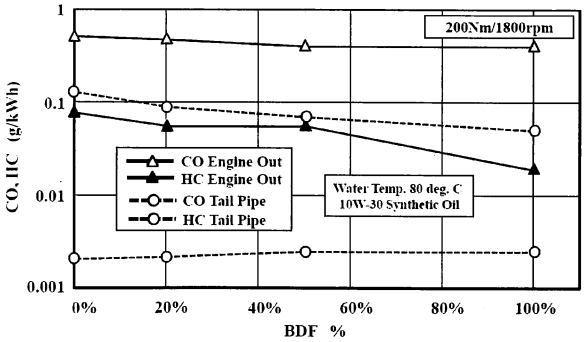

Fig.4 Effect of After-treatment System on CO & HC

162158

訂正資料

255-20145901 自動車用シートのフィット感に対する考察

トヨタ紡織株式会社　実験部　竹内　晋也
川野　健二

本日の資料中、誤って記載した箇所がありましたので、以下のとおり訂正させていただきます。

①4.3接触面積と圧力の繋がり

Fig.3 The result of pressure distributions 中

クッションの断面の位置　誤：HP+150　⇒　正：HP－150

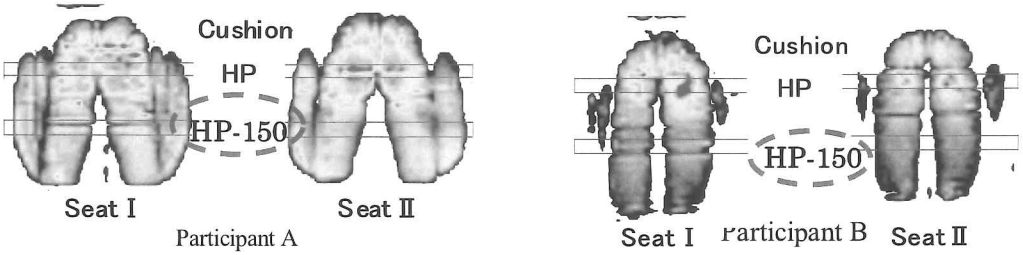

② 4.3 接触面積と圧力の繋がり

Fig.4 Detail of pressure distributions　中

Ⅰ.グラフの入れ違い

Participant A

HP+300 の図⇒HP+150 の図

HP+150 の図⇒HP+300 の図

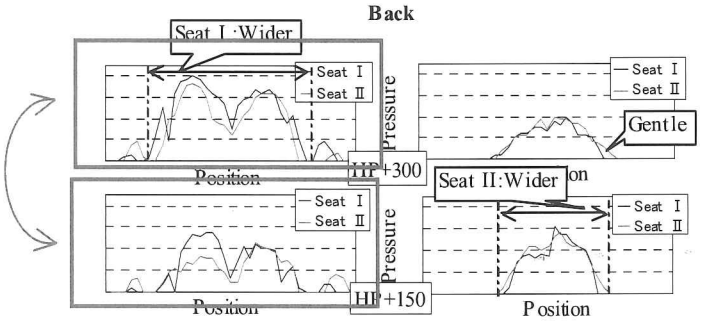

Ⅱ.被験者名記載漏れ

左列の図　⇒　Participant A

右列の図　⇒　Participant B

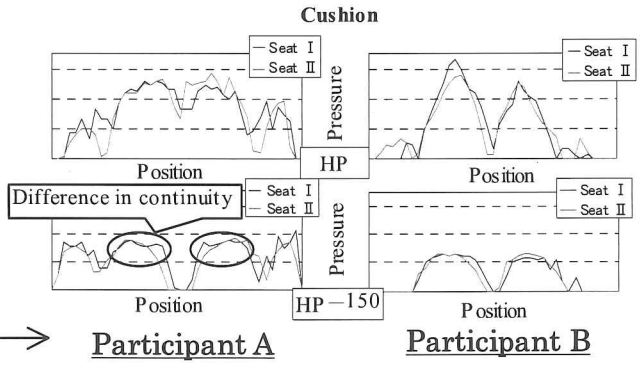

③ 5.シートのたわみ測定

Fig.7 Constant pressure line　中

図中縦スケールの記載漏れ

縦スケール：Deflection

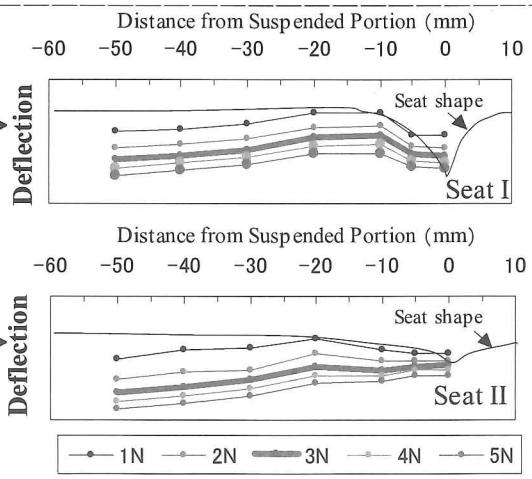

<GB竹内>